


Colora le piante della montagna


TRA I 1000 M. E I 2000 M.:



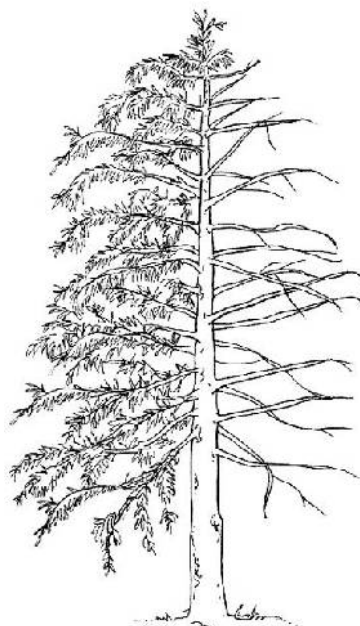
abete



pino



betulla



larice